



**GELEX**

ALUMINUM BOATS



2026

GELEX G6

Next Gen Boat 2026





## G6

580 cm (19' 0") long  
200HP max · 7 pers  
1000 kg (2200 lbs)

GELEX G6 is a new boat that combines advanced engineering solutions with sophisticated design. Its powerful engine ensures speed and efficiency on the water, and the ergonomically designed cockpit provides comfort for the captain and passengers. The GELEX G6 is a symbol of innovation in the world of watercraft.



GELEX G6



For complete information about the basic equipment, additional options, technical specifications, photos and videos please visit the website using the QR code

# GELEX G5.5






## G5.5

550 cm (18' 1") long  
175HP max · 5 pers  
520 kg (1144 lbs)

GELEX G5.5 is an innovative aluminium boat designed for everyone who value power and dynamics on the water. With the possibility of installing an engine up to 175 HP, it opens up new horizons for fast and exciting journeys. Its elegant look and thoughtful design make it the perfect companion for outdoor activities, fishing or family adventures.



GELEX G5.5



For complete information about the basic equipment, additional options, technical specifications, photos and videos please visit the website using the QR code

# GELEX G5.2





## G5.2

515 cm (16' 11") long  
115HP max · 5 pers  
460 kg (1012 lbs)

GELEX G5.2 is a comfortable and reliable boat for hobby, fishing and commercial use. For remote control of the engine (max 115 HP), a tiller/side/center/double steering console with windshield is available, allowing you to choose the configuration that best suits your needs.



GELEX G5.2



For complete information about the basic equipment, additional options, technical specifications, photos and videos please visit the website using the QR code

# GELEX G5





## G5

494 cm (16' 2") long  
100HP max · 4 pers  
450 kg (990 lbs)

GELEX G5 is a practical and functional boat equipped with a spacious deck. Convenient and comfortable for recreation, sports and fishing. The optional tiller/center/side/double console with full tempered glass glazing allows you to operate the boat in various conditions.



GELEX G5



For complete information about the basic equipment, additional options, technical specifications, photos and videos please visit the website using the QR code

GELEX G4.5






## G4.5

450 cm (14' 9") long  
50HP max · 4 pers  
265 kg (583 lbs)

GELEX G4.5 is a four-seater universal boat for active water recreation. It can be equipped with an outboard engine from 30 to 50 HP. The boat is maneuverable and easy to control, with high stability and quick transition to gliding mode. Optional tiller/remote console with windshield. For greater convenience, you can choose between a stationary center or side console.



GELEX G4.5



For complete information about the basic equipment, additional options, technical specifications, photos and videos please visit the website using the QR code

GELEX G4






## G4

393 cm (12' 11") long  
30HP max · 3 pers  
180 kg (396 lbs)

GELEX G4 is a three-seater universal boat for active water recreation. It can be equipped with an outboard engine from 20 to 30 HP. The boat is maneuverable and easy to control, with high stability and quick transition to gliding mode. Available with tiller or remote control using a remote console with a windshield.



GELEX G4



For complete information about the basic equipment, additional options, technical specifications, photos and videos please visit the website using the QR code


# TECHNOLOGIES FOR MANUFACTURING GELEX BOATS



Specialized marine aluminum alloy EN AW-5083/H111. This alloy contains up to 4.9% magnesium, as well as titanium, manganese, chromium, iron, silicon, copper, and other components, which enhances the rigidity and extends the service life of the hull.

Properties of EN AW-5083/H111:

- High Strength: Possesses excellent tensile and fatigue resistance, making it ideal for high-load structures.
- Good Weldability: The alloy is easily welded using most welding methods, creating strong and reliable joints.
- Excellent Corrosion Resistance: Especially in seawater and other aggressive environments, making it ideal for marine applications.
- Retains Properties at Low Temperatures: Suitable for use in Arctic conditions.



## ALUMINUM WELDING

The assembly of boat hull components is performed using a combination of semi-automatic and manual techniques.

We utilize modern metal cutting equipment that ensures exceptional precision - up to 0.5 mm and creates strong and reliable joints. Our manufacturing specialists employ advanced welding methods, including TIG and MIG-MAG, to ensure the quality and durability of each boat.



## PASSIVATION

The chromate-free titanium passivation process ENVIROX provides additional reliable corrosion protection and minimizes environmental impact compared to traditional chromate methods. This method allows for more thorough surface preparation for painting and achieves maximum paint adhesion to the metal, enhancing anti-corrosion properties and significantly extending the lifespan of the boat.



## POWDER COATING

Applying specialized marine grade polyester powder paint creates a durable, up to 1 mm thick, wear-resistant coating. The process involves applying electrostatically charged powder to the surface of the boat, followed by heating to high temperatures, which helps form a strong and wear-resistant coating. Powder coating has several advantages: it provides a uniform coating without irregularities, resulting in a smooth and aesthetically pleasing appearance of the boat; it is highly resistant to ultraviolet radiation, corrosion, and scratches; it is environmentally friendly, as the powder does not contain solvents or other harmful substances. Thanks to powder coating, GELEX boats not only have a quality finish but are also durable in use, maintaining their appearance and protection over a long period.

# TECHINICAL SPECIFICATIONS

Models		G6	G5.5	G5.2	G5	G4.5	G4
Weight *	kg	700	520	460	450	265	180
	lbs	1540	1144	1012	990	583	396
Length	mm	5800	5500	5150	4940	4500	3930
	ft/inches	19' 0"	18' 1"	16' 11"	16' 2"	14' 9"	12' 11"
Width	mm	2380	2190	2050	1955	1750	1640
	ft/inches	7' 10"	7' 2"	6' 9"	6' 5"	5' 9"	5' 5"
Height	mm	1140	980	930	860	800	680
	ft/inches	3' 9"	3' 8"	3' 1"	2' 10"	2' 7"	2' 3"
Transom height	mm	635	635	510	510	510	381/508
	ft/inches	2' 1"	2' 1"	1' 8"	1' 8"	1' 8"	1' 3'/1' 8"
Maximum engine power	HP	200	175	115	100	50	30
	kW	147.1	128.7	84.6	73.5	36.8	22.1
Recommended engine power	HP	150	150	60	60	30	20
	kW	110.3	110.3	44.1	44.1	22.1	14.7
Maximum engine weight	kg	350	300	190	180	110	80
	lbs	770	660	418	396	242	176
Maximum loading capacity	kg	1275	820	550	500	450	320
	lbs	2805	1804	1210	1100	990	704
Fuel system	lit	150	100	60	50	40	-
Passengers capacity	pers	7	5	5	4	4	3
Deadrise on the middle	deg	19°	17°	16°	15°	14°	15°
Deadrise on the transom	deg	16,5°	14°	12°	12°	10°	12°
Draft	mm	440	350	300	300	300	250
	ft/inches	1' 5"	1' 2"	1' 0"	1' 0"	1' 0"	10"
Sheet thickness (board / bottom)	mm	3/4	3/4	3/4	3/4	2.5/3	2.5/2.5
	inches	0.12"/0.16"	0.12"/0.16"	0.12"/0.16"	0.12"/0.16"	0.1"/0.12"	0.1"/0.1"
Boat category EU		C	C	C	C	C	D

\*All technical data are subject to change without notice. The product details and specifications may be changed from specified herein. All the dimensions are +/- 3%. All the weights are +/- 10%. Products availability, trim and specifications may vary by country. Please contact your local Dealer/Distributor for up-to-date information. The pictures in the catalogue were taken with the professional operators in controlled conditions. Please never try any activity, which is beyond your capabilities, nor which is potentially dangerous. Always wear appropriate and approved life vest or other personal flotation devices and appropriate clothing. Follow the User's Manual instructions for the boat and the engine. Make sure that you read and clearly understand all the restrictions and limitations. Have a safe boating!



Buoyancy blocks are structural elements made of foamed polyethylene material with a closed-cell structure. Due to their low density (20–40 kg/m<sup>3</sup>) and zero water absorption, they provide additional buoyancy to the boat hull. The blocks are placed in internal cavities and beneath the deck space, which helps distribute the buoyancy reserve evenly and maintain stability even in the event of the vessel flooding.

ALUMINUM  
EN AW-5083H111

CHROMAT-FREE TITANIUM  
PASSIVATION USING  
THE ENVIROX SYSTEM

MARINE GRADE  
POLYESTER  
POWDER PAINT

GALA  
GALAXY  
GELEX

GELEX  
GLOBAL  
GROUP

# GELEX GLOBAL GROUP

WWW.GELEXGLOBAL.COM  
WWW.GELEX.BOATS

E-mail:office@gelexglobal.com



[www.gelex.boats](http://www.gelex.boats)



Facebook



Instagram



YouTube